

# Portfolio Matrix

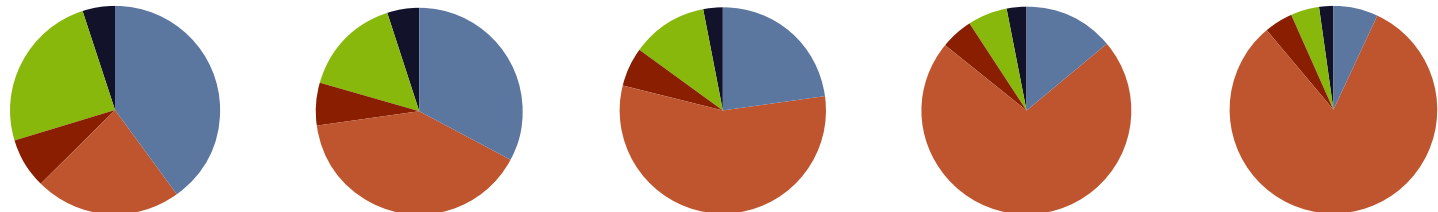
## Managed Portfolio Service

	DEFENSIVE	CAUTIOUS	BALANCED	GROWTH	ENHANCED GROWTH
<b>5 Year Target Return</b>	CPI + 1%	CPI + 2%	CPI + 3%	CPI + 4%	CPI + 5%
<b>Investment Time Horizon</b>	5+ years	5+ years	5+ years	5+ years	5+ years
<b>Est. Annual Income Yield</b>	2.61%	2.52%	2.21%	2.06%	1.82%
<b>ISA/SIPP Availability</b>	Yes	Yes	Yes	Yes	Yes
<b>Annual Management Fee</b>	0.35%	0.35%	0.35%	0.35%	0.35%
<b>Est. Underlying Fund Charges</b>	0.46%	0.55%	0.59%	0.65%	0.69%
<b>Indicative Number of Holdings</b>	20 - 30	20-30	20-30	20-30	20-30

### Risk Profiles



### Strategic Asset Allocation







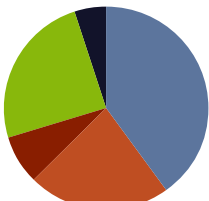
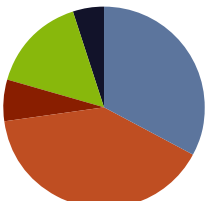
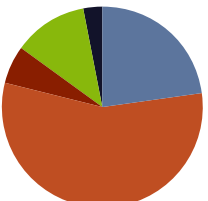
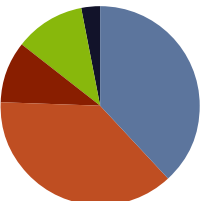
Signatory of:



**Important Information.** Blackfinch Asset Management Limited is an Appointed Representative of Blackfinch Investments Limited which is authorised and regulated by the Financial Conduct Authority. Registered address: 1350-1360 Montpellier Court, Gloucester Business Park, Gloucester, GL3 4AH. Registered in England and Wales company number 11639647. This document is for intermediary information only and does not form any offer or invitation to invest. All information correct as at March 2023. Any decision to invest in this service should not be based on this matrix but rather made based on the information contained in the brochures and terms and conditions. Whilst Blackfinch has taken all reasonable care to ensure that all the facts stated in this matrix are correct, no representation or warranty, expressly or implied, is given as to the accuracy or completeness of the information or opinions contained in this matrix and no liability is accepted by Blackfinch Asset Management Limited, or any of their directors, members, officers, employers, agents or advisers, for any such information or opinion. Please note, the yield figure stated on this document is for information purposes and will not be distributed as cash income. It is automatically reinvested and contributes to the total investment return of the portfolio.

# Portfolio Matrix

## Unitised Funds (S Class)

	VT BLACKFINCH DEFENSIVE	VT BLACKFINCH CAUTIOUS	VT BLACKFINCH BALANCED	VT BLACKFINCH INCOME
<b>Target Return</b>	CPI + 1% (over a rolling 5-year period)	CPI + 2% (over a rolling 5-year period)	CPI + 3% (over a rolling 5-year period)	3.5% per annum
<b>Fund ISIN Number</b>	GB00BLF82B02	GB00BLF82D26	GB00BLF82K92	GB00BLF82M17
<b>Fund SEDOL Code</b>	BLF82B0	BLF82D2	BLF82K9	BLF82M1
<b>Share Class Available</b>	Income & Accumulation	Income & Accumulation	Income & Accumulation	Income & Accumulation
<b>ISA/SIPP Availability</b>	Yes	Yes	Yes	Yes
<b>Est. Annual Income Yield</b>	2.58%	2.68%	2.26%	4.03%
<b>Annual Management Fee (S Class)</b>	0.55%	0.55%	0.55%	0.55%
<b>Est. Underlying Fund Charges</b>	0.43%	0.53%	0.57%	0.70%
<b>Indicative Number of Holdings</b>	20-30	20-30	20-30	20-30
<b>Risk Profiles</b>				
<b>Strategic Asset Allocation</b>				

**Important Information.** Blackfinch Asset Management Limited is an Appointed Representative of Blackfinch Investments Limited which is authorised and regulated by the Financial Conduct Authority. Registered address: 1350–1360 Montpellier Court, Gloucester Business Park, Gloucester, GL3 4AH. Registered in England and Wales company number 11639647. This document is for intermediary information only and does not form any offer or invitation to invest. All information correct as at March 2023. Any decision to invest in this service should not be based on this matrix but rather made based on the information contained in the brochures and terms and conditions. Whilst Blackfinch has taken all reasonable care to ensure that all the facts stated in this matrix are correct, no representation or warranty, expressly or implied, is given as to the accuracy or completeness of the information or opinions contained in this matrix and no liability is accepted by Blackfinch Asset Management Limited, or any of their directors, members, officers, employers, agents or advisers, for any such information or opinion. Please note, the yield figure stated on this document is for information purposes and will not be distributed as cash income. It is automatically reinvested and contributes to the total investment return of the portfolio.

This document is for intermediary information only. Target returns are net of AMC and OCF. Data is as at May 2024. For current information please consult the latest fact sheet.

# Portfolio Matrix


## Unitised Funds (F Class)

	VT BLACKFINCH DEFENSIVE	VT BLACKFINCH CAUTIOUS	VT BLACKFINCH BALANCED	VT BLACKFINCH INCOME
<b>Target Return</b>	CPI + 1% (over a rolling 5-year period)	CPI + 2% (over a rolling 5-year period)	CPI + 3% (over a rolling 5-year period)	3.5% per annum
<b>Fund ISIN Number</b>	GB00BKP3DS21	GB00BKP3DX73	GB00BKMPSP30	GB00BKMPST77
<b>Fund SEDOL Code</b>	BKP3DS2	BKP3DX7	BKMPSP3	BKMPST7
<b>Share Class Available</b>	Income & Accumulation	Income & Accumulation	Income & Accumulation	Income & Accumulation
<b>ISA/SIPP Availability</b>	Yes	Yes	Yes	Yes
<b>Est. Annual Income Yield</b>	2.58%	2.68%	2.26%	4.03%
<b>Annual Management Fee (F Class)</b>	0.45%	0.45%	0.45%	0.45%
<b>Est. Underlying Fund Charges</b>	0.43%	0.53%	0.57%	0.70%
<b>Indicative Number of Holdings</b>	20-30	20-30	20-30	20-30

### Risk Profiles



### Strategic Asset Allocation





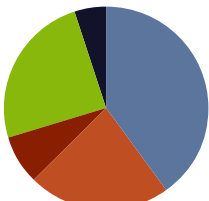
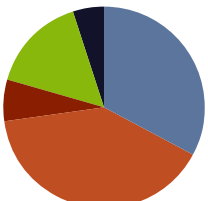
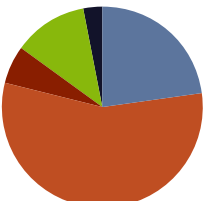
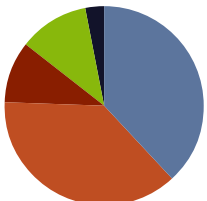


**Important Information.** Blackfinch Asset Management Limited is an Appointed Representative of Blackfinch Investments Limited which is authorised and regulated by the Financial Conduct Authority. Registered address: 1350–1360 Montpellier Court, Gloucester Business Park, Gloucester, GL3 4AH. Registered in England and Wales company number 11639647. This document is for intermediary information only and does not form any offer or invitation to invest. All information correct as at March 2023. Any decision to invest in this service should not be based on this matrix but rather made based on the information contained in the brochures and terms and conditions. Whilst Blackfinch has taken all reasonable care to ensure that all the facts stated in this matrix are correct, no representation or warranty, expressly or implied, is given as to the accuracy or completeness of the information or opinions contained in this matrix and no liability is accepted by Blackfinch Asset Management Limited, or any of their directors, members, officers, employers, agents or advisers, for any such information or opinion. Please note, the yield figure stated on this document is for information purposes and will not be distributed as cash income. It is automatically reinvested and contributes to the total investment return of the portfolio.

This document is for intermediary information only. Target returns are net of AMC and OCF. Data is as at May 2024. For current information please consult the latest fact sheet.

# Portfolio Matrix

## Unitised Funds (Class A)

	VT BLACKFINCH DEFENSIVE	VT BLACKFINCH CAUTIOUS	VT BLACKFINCH BALANCED	VT BLACKFINCH INCOME
<b>Target Return</b>	CPI + 1% (over a rolling 5-year period)	CPI + 2% (over a rolling 5-year period)	CPI + 3% (over a rolling 5-year period)	3.5% per annum
<b>Fund ISIN Number</b>	GB00BKP3DQ07	GB00BKP3DV59	GB00BKMPSPM09	GB00BKMPSPR53
<b>Fund SEDOL Code</b>	BKP3DQ0	BKP3DV5	BKMPSPM0	BKMPSPR5
<b>Share Class Available</b>	Income & Accumulation	Income & Accumulation	Income & Accumulation	Income & Accumulation
<b>ISA/SIPP Availability</b>	Yes	Yes	Yes	Yes
<b>Est. Annual Income Yield</b>	2.58%	2.68%	2.26%	4.03%
<b>Annual Management Fee (Class A)</b>	0.35%	0.35%	0.35%	0.35%
<b>Est. Underlying Fund Charges</b>	0.43%	0.53%	0.57%	0.70%
<b>Indicative Number of Holdings</b>	20-30	20-30	20-30	20-30
<b>Risk Profiles</b>				
<b>Strategic Asset Allocation</b>				

**Important Information.** Blackfinch Asset Management Limited is an Appointed Representative of Blackfinch Investments Limited which is authorised and regulated by the Financial Conduct Authority. Registered address: 1350–1360 Montpellier Court, Gloucester Business Park, Gloucester, GL3 4AH. Registered in England and Wales company number 11639647. This document is for intermediary information only and does not form any offer or invitation to invest. All information correct as at March 2023. Any decision to invest in this service should not be based on this matrix but rather made based on the information contained in the brochures and terms and conditions. Whilst Blackfinch has taken all reasonable care to ensure that all the facts stated in this matrix are correct, no representation or warranty, expressly or implied, is given as to the accuracy or completeness of the information or opinions contained in this matrix and no liability is accepted by Blackfinch Asset Management Limited, or any of their directors, members, officers, employers, agents or advisers, for any such information or opinion. Please note, the yield figure stated on this document is for information purposes and will not be distributed as cash income. It is automatically reinvested and contributes to the total investment return of the portfolio.

This document is for intermediary information only. Target returns are net of AMC and OCF. Data is as at May 2024. For current information please consult the latest fact sheet.